

# #SL42-RAM ROCK ACCENT MEDIA

For use with models #SLA-36, #SLA-42S, and #SLA-60



**ATTENTION:** Glass media must be installed prior to installing this optional accessory.

**WARNING:** Do not set rocks directly over the burner port holes or directly above the burner tube shadow. Improper rock placement may affect flame appearance and may cause excessive soot to build upon the glass and rocks.

**WARNING:** Do not block pilot assembly.

This kit includes: (28) Accent Rocks

1. Remove the safety barrier and glass frame assembly from the fireplace.
2. Turn the light kit on. Note the dark shadow that the burner tube produces on the glass media.
3. Place rocks according to your own personal preference anywhere outside the burner outline shadow.
4. Reinstall the safety barrier and glass frame assembly.




Figure 1, Burner Tube Shadow




Figure 2, #SLA-42S Rock Placement




Figure 3, #SLA-60 Rock Placement